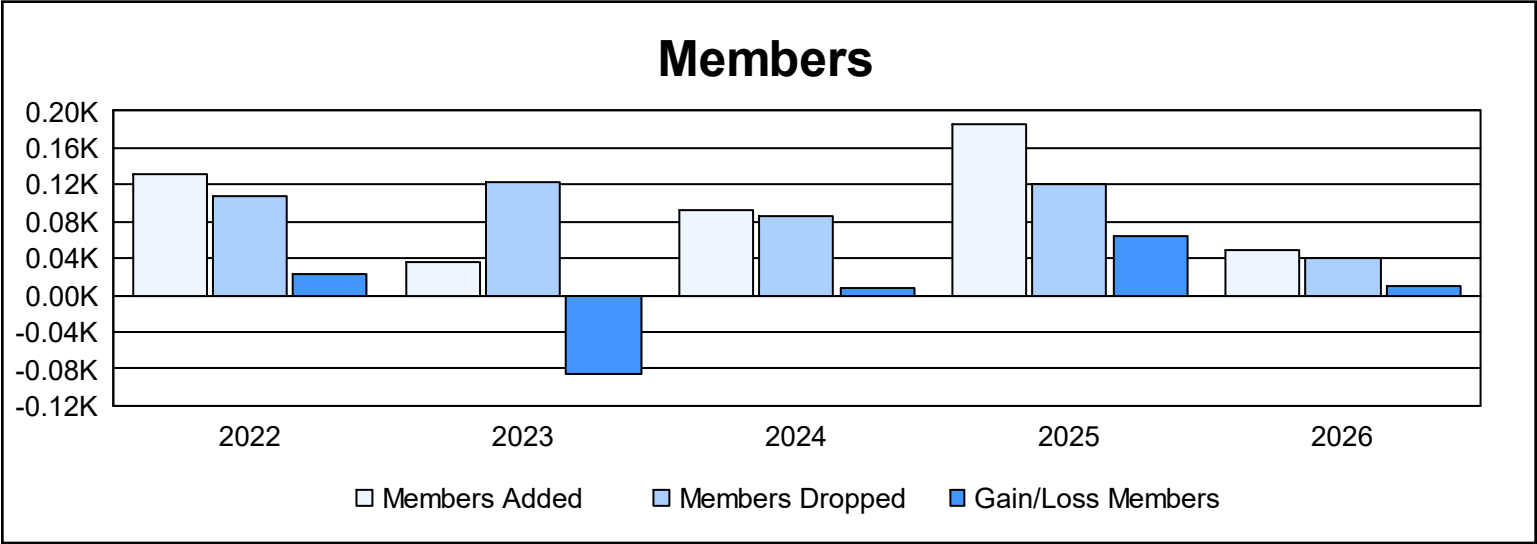
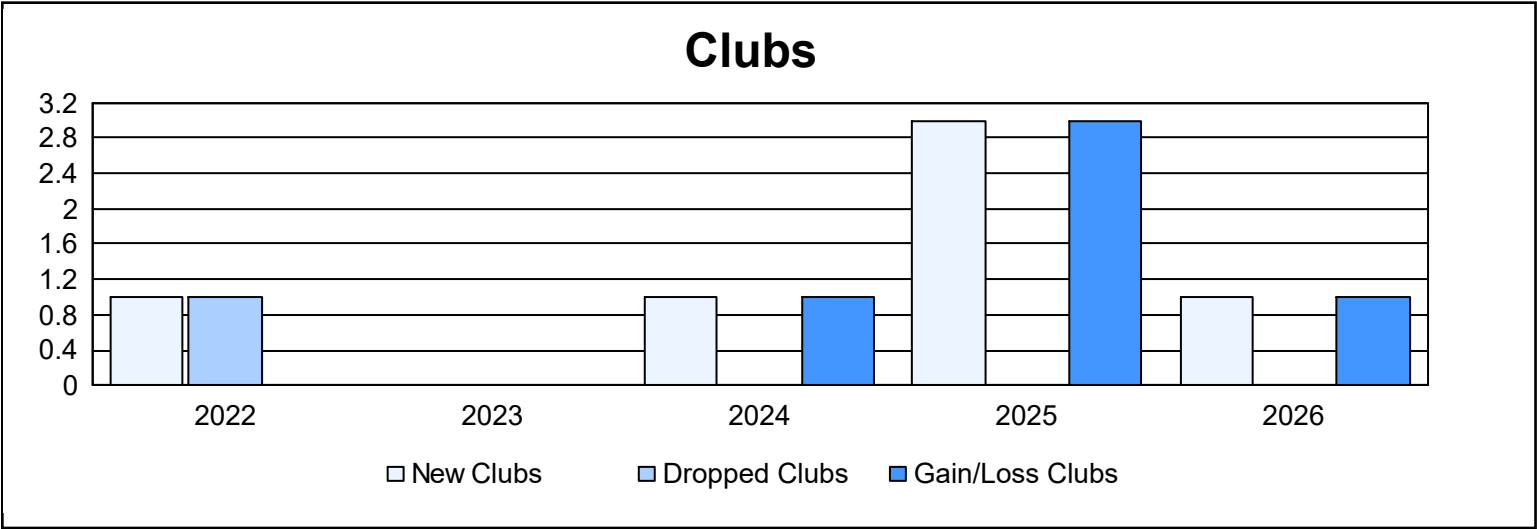
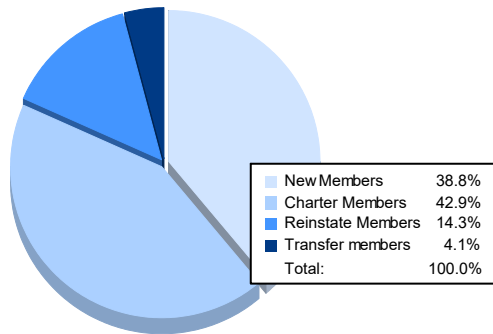


| Year | New Clubs | Dropped Clubs | Gain/ Loss Clubs | New Members | Charter Members | Reinstate Members | Transfer Members | Total Member Added | Total Members Dropped | Gain/ Loss Members |
|-----------|-----------|---------------|------------------|-------------|-----------------|-------------------|------------------|--------------------|-----------------------|--------------------|
| 2021-2022 | 1 | 1 | 0 | 88 | 32 | 6 | 5 | 131 | 108 | 23 |
| 2022-2023 | 0 | 0 | 0 | 24 | 1 | 6 | 6 | 37 | 122 | -85 |
| 2023-2024 | 1 | 0 | 1 | 60 | 21 | 5 | 6 | 92 | 85 | 7 |
| 2024-2025 | 3 | 0 | 3 | 104 | 62 | 10 | 9 | 185 | 120 | 65 |
| 2025-2026 | 1 | 0 | 1 | 19 | 21 | 7 | 2 | 49 | 40 | 9 |
| Average | 1 | 0 | 1 | 59 | 27 | 7 | 6 | 99 | 95 | 4 |



Membership Composition October 2025 Cumulative



Gender Composition October 2025 Cumulative

